




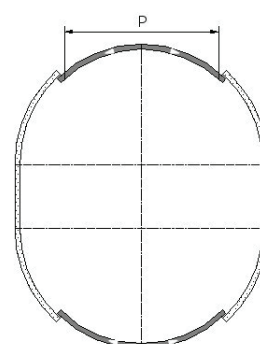
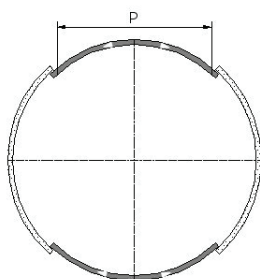
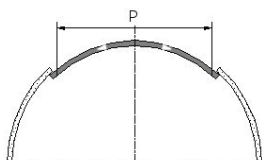
Diwa Round Automatic Door



Round Airlock



Divia Round Automatic Door



Technical Features

Configurations

1/2 Round
Round Airlock or Oblong airlock

Diameter

1 700 to 3 700 mm

Opening width (P)

max. 2 400 mm

Opening height (HP)

max. 2 500 mm

Leaf weight

1 leaf 1 x 150 kg
2 leaves 2 x 100 kg

Structure / Glazing

Mounting with seals Aluminium profiles G25 (25 x 35 mm) Glazing 8 and 10 mm
G38 (38 x 60 mm) Glazing 8/10 and 26 mm

Canopy (upper band)

Height min. 320 mm (standard)

Finish

Raw, RAL lacquering, Anodised (AS1)

Adjustable speed / leaf

Opening 10 to 100 cm/s (Recommended 40 to 60 cm/s)
Closing 10 to 60 cm/s

Adjustable open force

Opening 6 to 25 daN
Closing 6 to 15 daN

Hold open time

Time lag 1 to 15 s

Electrical connections

Power supply 230V, 50/60 Hz
Power consumption Max / Average 500 w / 40 W

